

June 17, 2016

## Gilbane Construction Update

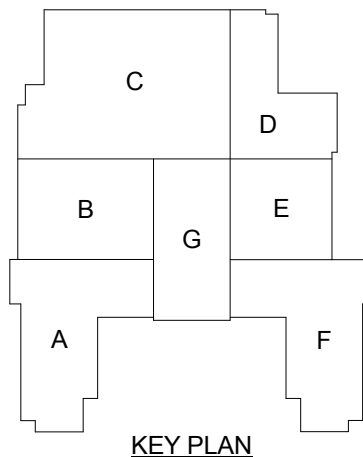
### Activities in progress as of June 17, 2016:

- ▶ Existing traffic light pole relocated for installation of the new southwest driveway
- ▶ Proof roll on west driveway started
- ▶ Clock tower restoration in progress (demo & cleaning of interior)
- ▶ Topping slab poured on Cedar level Areas A, F & G
- ▶ Interior stud framing layout started on Cedar level Area F
- ▶ Interior stud framing in Areas A, F & G 2<sup>nd</sup> & 3<sup>rd</sup> floor in progress
- ▶ HVAC duct & piping in Areas A, F & G 2<sup>nd</sup> & 3<sup>rd</sup> floor in progress
- ▶ In-wall blocking on 3<sup>rd</sup> floor started
- ▶ Pipe insulation in Areas A, F & G in progress
- ▶ Roof decking in Area E in progress
- ▶ Hollow metal door frame installation in Areas A, F & G 3<sup>rd</sup> floor in progress
- ▶ Bathroom masonry walls in Areas A & F 3<sup>rd</sup> floor in progress
- ▶ Electrical in-wall rough-in in Area F 2<sup>nd</sup> & 3<sup>rd</sup> floor started
- ▶ Roofing on new building Area A started
- ▶ Existing roof demo in Area A started
- ▶ Slab-on-grade in Area C Corridors C005.4 & C005 poured
- ▶ Southwest electrical vaults set & electrical duct banks in progress
- ▶ Mechanical room equipment set in Area C Washington level

### Upcoming Project Milestones:

- ▶ Mechanical rooms painting start week of 6/20
- ▶ Stair installation in Areas A & F south start week of 6/20

### Construction Key Plan:





Courtyard & Clock Tower Restoration




Area C Slab-On-Grade




Area A Electrical Duct Banks



Area A Existing Roof Demo (left side) & New Roof Installation (right side)



Area A 3rd Floor Bathroom



Area A 3rd Floor In-Wall Rough-In

